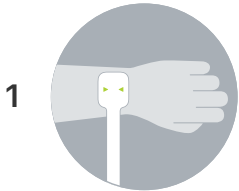





## Let's find your strap size.

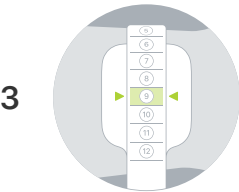
Print this page at 100%. Do not scale to fit. (To make sure you printed at 100%, place a credit card in the box below. If it's an exact fit, you're good to go.)



Cut the tool. Then position the wider end where you would wear a watch. For a more accurate measurement, you can use a piece of sticky tape to hold the wider end in place.



Wrap the tool tightly around your wrist, keeping it in place where you would wear a watch. Make sure the tool feels snug and doesn't slide up or down.



Note the number the arrows point to — that's your strap size.



If the arrows point to a line, choose the smaller of the two numbers closest to the line.

Place a credit card here to confirm that the tool printed at 100%.

